

Figure 1  
Model 252 Microphone



### GENERAL:

The 250 series consists of models 252 and 253.

The 250 series uses a touch bar on-off switch with a locking lever for convenience in extended "talks."

All models in the series feature single unit die cast construction. One piece only. No accessories needed.

Excellent for use as police dispatcher, control tower, taxi dispatch, or paging in restaurants, bowling alleys and other communications fields, the model 252, (hi impedance dynamic) and 253 (low impedance) dynamic are rugged yet sensitive units. Both feature "Dyna-flex" plastic diaphragm which is capable of withstanding extremes of both temperature and humidity.

Both models have a 7' cable.

The hi impedance dynamic, model 252 should be used with an amplifier having a high impedance input of 100,000 ohms or more. The 150 ohm model 253 should be used with an amplifier having an input of from 50 to 250 ohms. Care should be taken when installing microphones to see that the cables do not run parallel to A.C. power lines for long distances as hum may be induced into the microphone circuit. The Model 253 may be used with long lengths of cable. Adding additional cable to the Model 252 may result in the loss of high frequency response.

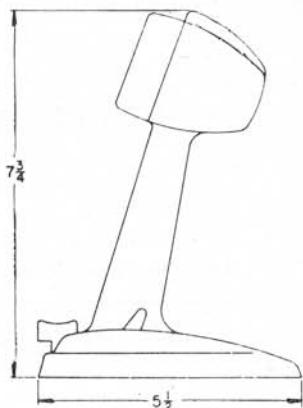


Figure 2

### SPECIFICATIONS:

	252	253
TYPE	Dynamic	Dynamic
IMPEDANCE	Hi	150
RESPONSE	60-10,000 c.p.s.	
OUTPUT LEVEL (RE: 1 VOLT PER MICRO-BAR)	-52	-52
	Per Hi Z	
CABLE	7'	7'
CASE	(All Models) Die Cast Zinc Alloy	
FINISH	Chrome	Chrome
DIMENSIONS	(All) See Figure 2	
WEIGHT	3 lbs.	3 lbs.
POLAR PATTERN	(All) Omni Directional	
SWITCHES AND WIRING, SEE FIG.	3	4



# McMARTIN model 250 Series microphone specification

## RELAY OPERATION:

All models come with either three conductor (one shielded) or four conductor (two shielded) cable to allow the installer to wire for external relay operation.

## CAUTION:

The amplifier chassis and other associated equipment should be connected to an earthen ground to avoid shock hazard during operation of the system.

## ARCHITECT-ENGINEERS SPECIFICATIONS:

The microphone shall be a pressure operated dynamic, McMARTIN Model 252 (253\*) or equivalent. Frequency response shall be uniform from 60-10,000 c.p.s. (60-13,000 c.p.s.) and shall be substantially independent of direction to the source of sound. Sensitivity shall be -52 db at hi impedance (ref. 1 volt per dyne per cm<sup>2</sup>) and RETMA (GM) —146 db at 150 ohms.

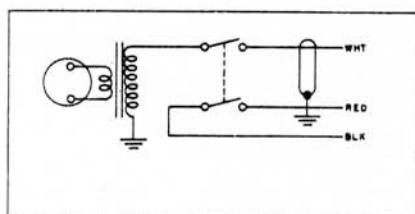
The case shall be of one piece die cast zinc alloy with satin chrome finish. Dimensions shall be 5½" deep x 7¾" high x 3¾" wide. The diaphragm shall be of "dynaflex" plastic, having high impact strength and shall be independent of the effects of temperature and humidity. Microphone impedance shall be 25,000 ohms (150 ohms). \* Cable shall be black three conductor, one shielded (four conductor, two shielded)\* 20 ft. in length. The microphone shall be wired for relay operation. The microphone shall have the following switching arrangements: (1) Touch front bar to talk; (2) on-off lever lock switch on the side of the microphone base. The weight of the microphone shall be three pounds including cable.

\*When specifying model 253, substitute the values in parenthesis.

## GUARANTEE:

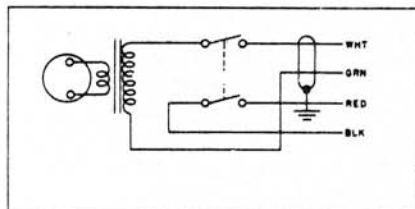
All McMARTIN microphones are individually and thoroughly tested before leaving the factory and are guaranteed against defective materials and workmanship for one year, providing that instructions are fully complied with and that units are not opened or tampered with in any way.

Figure 3



Model 252

Figure 4



Model 253

*McMartin*

**McMARTIN INDUSTRIES, INC.**  
Omaha, Nebraska, U.S.A.