

Electro-Voice®

ELECTRO-VOICE, INC.
BUCHANAN, MICHIGAN



Fig. 1 — Model 300 Detachable Microphone Clamp

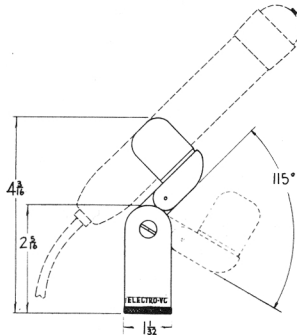


Fig. 2 — Dimensions



Fig. 3 — Model 335 Blast Filter

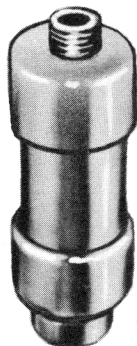


Fig. 4 — Model 345 or 346 Shock Mounts

Specifications and Instructions

Microphone Accessories

Models 300, 335, 345, 346,
366, 502 and 524

Model 300 Detachable Microphone Clamp

This light weight adapter fits any cylindrical microphone with a 1-inch case diameter and provides positive means to mount the microphone on a stand. Easily installed without tools with a finger-operated clamp, (See Fig. 2). Rubber insert prevents slippage on microphone. 1-inch pipe thread adapter for 5/8 in.-27 thread supplied.

SPECIFICATIONS

Material: Steel and aluminum

Finish: TV gray and chrome

Dimensions: Diameter: 1-1/8 in., Length: 4-3/16 in. See Fig. 2

Weight: 4 oz.

Model 335 Blast Filter

This blast filter (See Fig. 3) has an acoustically treated, scientifically curved grille which minimizes wind and breath blasts yet does not affect frequency response. Easily fits over the head of the E-V Models 630, 635 and 605 microphones.

SPECIFICATIONS

Material: Copper and zinc

Finish: Satin chrome

Dimensions: Diameter: 2-5/16 in., Depth: 1-3/4 in.

Weight: 2 oz.

Model 345 Shock Mount

This dual-type, external shock mount (See Fig. 4) prevents reproduction of external shocks and stand vibrations. The Model 345 has a 5/8 in.-27 pipe thread adapter and can be easily attached or removed.

Note: Microphone must be centrally balanced or the shock mount will not function properly.

SPECIFICATIONS

Material: Steel and diecast zinc

Finish: Satin chrome

Dimensions: Diameter: 1-1/2 in., Length: 4-7/8 in.

Weight: 10 oz.

Accessories: 2-13/16 in. extension adapter

Model 346 Shock Mount

Designed specifically for use with the Electro-Voice Model 666 microphone. Similar in every feature to the Model 345, but constructed for 11 oz. microphone.

Note: Microphone must be centrally balanced or the shock mount will not function properly.




Fig. 5 — Model 366 Suspension Shock Mount with Model 666 Microphone

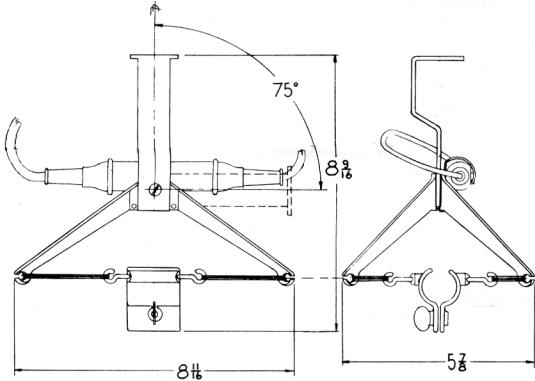


Fig. 6 — Dimensions




Fig. 7 — Model 524 Wind Screen




Fig. 8 — Model 502 Matching Transformer

Model 366 Suspension Shock Mount

An extremely light boom suspension shock mount, the Model 366 (See Fig. 5) is designed for use with the Electro-Voice Model 666 microphone; combined weight of the 366 and 666 microphone is only 23 ounces. No tools are required for installing the microphone and a pigtail cable connection with a UA-3 connector provides a cable loop for isolating boom shock noises. This shock mount may be used with any microphone with a 1-inch case diameter.

SPECIFICATIONS

Material: Hard aluminum alloy

Finish: Metalustre gray

Patch Cord: 18-in. long with one Cannon UA-3-11 and one Cannon UA-3-12 connector hinge with 5° movement in both directions

Suspension: Standard rubber bands, adjustable for weight of microphone

Dimensions: Width: 5-7/8 in., Height: 8-9/16 in. See Fig. 6

Weight: 12 oz.

Model 524 Wind Screen

Designed specifically for use with Model 666 Microphone, this wind screen minimizes wind effect on boom operation or when used outdoors. Made of porous Acoustifoam rubber and stops wind blasts yet has no effect on frequency response.

MOUNTING; place front grille cover over head of the microphone and secure with a rubber band. Place small cover over the rear of the microphone (See Fig. 7).

SPECIFICATIONS

Material: Acoustifoam rubber

Color: Ivory

Weight: 1/2 oz.

Model 502 Matching Transformer

The Model 502 (See Fig. 8) is designed for mounting on an amplifier chassis or in series with a microphone line. The transformer windings have low distributed capacity and are amply shielded against inductive hum by a shield inside the pressure-cast case. Designed for 50, 250 and 500 ohms—to Hi-Z microphones. Broadcast fidelity with response of 40–20,000 cps ± 1 db for speech or music. The transformer has an MC-4M input connector.

SPECIFICATIONS

Frequency Response: 40 to 20,000 cps

Input Impedance: 50, 250 or 500 ohms

Output Impedance: Approximately 40,000 ohms to Hi-Z

Case Material: Zinc

Finish: Black

Mounting Centers: 2 in.

Cable: Single-conductor, shielded, 2-1/2 ft long

Connector: MC-4M low-impedance connector supplied

Shielding: Magnetic and Electrostatic

Dimensions: Diameter: 2-11/32 in., Length: 5-17/32 in.

Weight: 1 lb

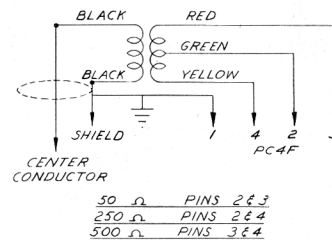


Fig. 9 — Wiring Diagram

Warranty: The Electro-Voice Model 300, 335, 345, 346, 366, 502 and 524 are guaranteed against defects in workmanship and material.



ELECTRO-VOICE, INC. / BUCHANAN, MICHIGAN