

**Electro-Voice®**  
a gulton company

## Model 630 Omnidirectional Dynamic Microphone

### SPECIFICATIONS

**Type:**

Dynamic

**Frequency Response:**

Uniform from 60 to 11,000 Hz

**Polar Pattern:**

Non-directional, becoming directional at high frequencies

**Impedance:**

150 ohms/Hi-Z, selectable at cable connector. 150 ohms impedance is balanced to ground

**Output Level,**

**150 ohms:**

-55 dB

(0 dB = mW/10 dynes/cm<sup>2</sup>)

**High Impedance:**

-55 dB

(0 dB = 1 volt/dyne/cm<sup>2</sup>)

**EIA Sensitivity Rating,**

**150 ohms:**

-149 dB

**High Impedance:**

-151 dB

**Diaphragm:**

Acoustalloy®

**Case:**

Pressure cast zinc

**Finish:**

Satin Chrome

**Dimensions:**

50.8 mm (2") dia.,

158.8 mm (6¼") long

**Net Weight:**

453.6 g (1 lb), less cable

**On/Off Switch:**

DPDT, head shorted in OFF position

**Cable:**

4.6 m (15'), two-conductor, shielded, vinyl-jacketed, with QC-4M Quick-Change Connector at mike end

**Connector in Mike:**

Amphenol MC-4F

**Stand Coupler:**

5/8" -27 thread

**Optional Accessories:**

Model 400, 423A desk stands

Model 335A windscren

### DESCRIPTION AND APPLICATIONS

The Electro-Voice Model 630 microphone is a dynamic, omnidirectional type designed for public address work, all types of dispatching call systems, industrial applications, remote pickups, recording, visual education, auditoriums, schools, churches, hotels, theaters, amateur radio and general communication service. It is excellent for both music and speech.

The airfoil case provides a minimum of diffraction and allows the response curve to remain flat even at high frequencies. The Model 630 may be mounted on a floor or desk stand and tilted through a 90-degree arc toward the sound source. It can also be held in the hand.

The Model 630 microphone features the exclusive Electro-Voice Acoustalloy® diaphragm. This nonmetallic diaphragm permits smoother response over a wider frequency range and withstands high humidity, temperature extremes, corrosive effects of salt air and severe mechanical shocks. It is practically indestructible in normal use.

### IMPEDANCE CHANGE PROCEDURE FOR E-V QUICK CHANGE CONNECTOR

For added convenience and flexibility, an Electro-Voice innovation, the QC-4M Quick Change Connector, is now supplied with your Model 630 microphone. Change from high impedance (Hi-Z) to low impedance (Lo-Z), or the reverse, can now be made quickly and easily without tools.

Figure 3 shows the basic internal wiring diagram of the E-V 630 dual impedance microphone.

Note that moving white cable conductor from Pin 2 to Pin 3 converts the microphone from Hi-Z to Lo-Z.

To change impedance, proceed as follows:

1. Remove cable from microphone by turning the connector shell to left (counter clockwise) until free and then gently pull it away from the microphone.

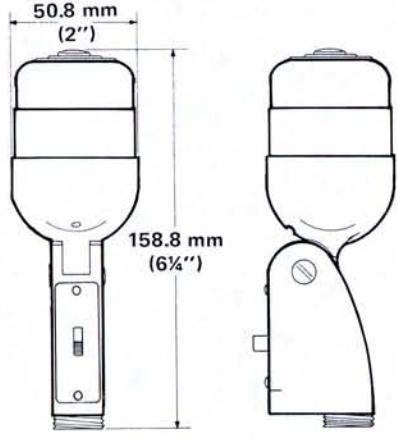


FIGURE 1 — Dimensions

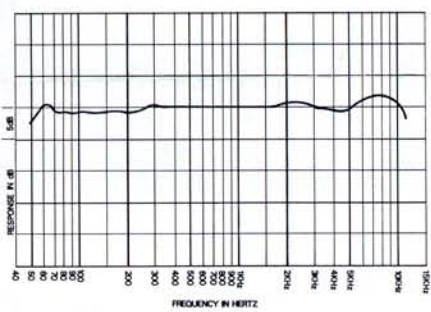


FIGURE 2 — Frequency Response

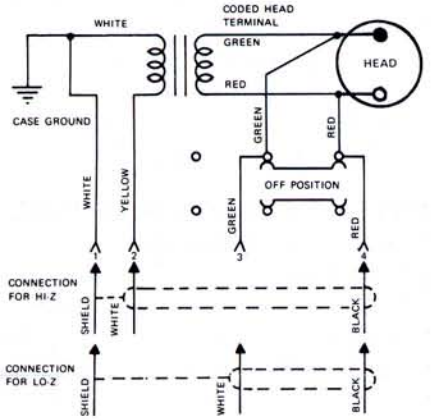


FIGURE 3 — Wiring Diagram

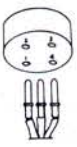
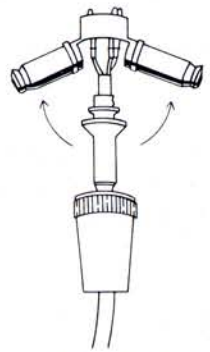
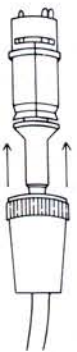


FIGURE 4      FIGURE 5      FIGURE 6

2. Gripping the connector shell firmly in one hand and cable (near connector) in other hand, firmly push cable into shell so that molded plastic insert slips from shell. (See Figure 4)
3. Separate molded insert as shown in Figure 5.
4. Note that cable shield and conductors are connected to "slip in" pins. Shield pin is in hole 1 of alignment frame, and pin on black conductor is in hole 4. These should NOT be changed.
5. The pin connected to the white conductor of the cable should be inserted in hole 2, if high impedance operation is desired, or hole 3 if low impedance is desired. (See Figure 6)
6. Snap molded insert halves into position. (See Figures 4 and 5)
7. Firmly push connector shell back into position (reverse of Step 2). Pressure will be required, since these parts are designed to provide close fit.
8. Align connector guide pin with key slot in the microphone and slip connector into position.

Tighten connector shell by turning in clockwise direction.

Your E-V dual impedance microphone is now ready for operation in the impedance you have selected.

**ARCHITECTS' AND ENGINEERS' SPECIFICATIONS**

The microphone shall be a dynamic type, with uniform frequency response from 60 to 11,000 Hz. The diaphragm shall be nonmetallic Acoustalloy and shall have a magnetic shield to prevent dust and iron particles from reaching the diaphragm. The available impedance shall be 150 ohm (with balanced line output) or high impedance. The output level for 150 ohm impedance shall be  $-55 \text{ dB with } 0 \text{ dB} = 1 \text{ mW}/10 \text{ dynes/cm}^2$ . The output level for high

impedance shall be  $-55 \text{ dB with } 0 \text{ dB} = 1 \text{ volt/dyne/cm}^2$ . EIA sensitivity rating shall be  $-149 \text{ dB}$  for 150 ohm impedance and  $-151 \text{ dB}$  for high impedance.

The case shall be pressure cast zinc. The microphone shall have a diameter of 50.8 mm (2 inches), a length of 158.8 mm (6 1/4 inches), including stud, and a weight of 453.6 g (1 pound), less cable. Finish of the microphone shall be satin chrome. A 4.6 m (15-foot), two-conductor, shielded, vinyl-jacketed cable, with Electro-Voice QC-4M connector at microphone end shall be provided. A four position cable connector insert shall be provided in the base of the stand mounting stud that will mate with the Electro-Voice Model QC-4M Quick Change connector. The Electro-Voice Model 630 is specified.

**WARRANTY (Limited) —**

Electro-Voice General Purpose Microphones are guaranteed without time limit against malfunction in the acoustic system due to defects in workmanship and materials. (Any active electronics incorporated in a microphone is guaranteed for three years from date of original purchase against such malfunction.) If such malfunction occurs, microphone will be repaired or replaced (at our option) without charge for materials or labor if delivered prepaid to the proper Electro-Voice service facility. Unit will be returned prepaid. Warranty does not cover finish, appearance items, cables, cable connectors, or switches and does not cover malfunction due to abuse or operation at other than specified conditions. Repair by other than Electro-Voice or its authorized service agencies will void this guarantee.

For repair information and service locations, please write: Service Department, Electro-Voice, Inc., 600 Cecil Street, Buchanan, Michigan 49107 (Phone 616/695-6831) or 7473 Avenue 304, Visalia, CA 93277 (209/625-1330,-1).

Electro-Voice also maintains complete facilities for non-warranty service of E-V products.