

Short “Shotgun” Condenser Microphones

DESCRIPTION

The MCE 86 short shotgun microphone is an extremely versatile and lightweight product intended for camera mount, fishpole boom or handheld applications in-studio or on-location.

The microphone's condenser element and hypercardioid/lobe polar pattern provides high sensitivity, excellent off-axis rejection and startlingly accurate reproduction of the sound source.

At a weight of 92 grams, the MCE 86 is one of the lightest shotgun microphones available. Its durable construction and non-reflective Nextel™ finish will provide consistent protection against the rigors of on-location production.

For greater flexibility in the field, the microphone can be fed from any phantom power source generating from 8 to 48 volts. If no phantom power source is available, the battery/phantom powered version MCE 86 N (C) S can be used.

The MCE 86 is also available with two elastic shock-mounts: The EA 19/25 for fishpole boom applications and an EA 86 version with photo connection plug for use with video cameras.

FEATURES

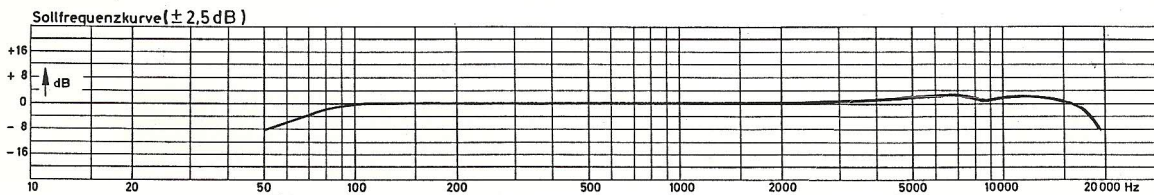
- High sensitivity
- Excellent off-axis response and rejection
- Rugged yet lightweight design
- Phantom powerable from 8-48 volts
- Battery/Phantom powered version available
- Durable non-reflective Nextel™ finish
- Camera or fishpole-boom mountable

APPLICATIONS

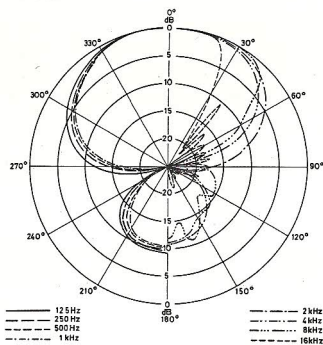
The MCE 86 is designed to meet the rigors of studio and onlocation assignments for news, sports, industrial, corporate and closed circuit television production applications.

The microphone can be used hand-held, on fishpole booms or can quickly mount on ENG type video cameras.

FREQUENCY RESPONSE CURVE (± 2.5 dB)



POLAR PATTERN

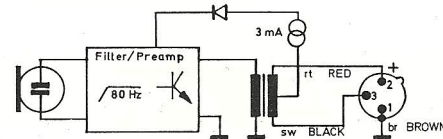


This polar pattern and frequency response curve correspond to typical machine run specifications from a standard MCE 86.

SPECIFICATIONS

| | | |
|---|---|---|
| Model: | MCE 86 N (C) | MCE 86 N (C) S |
| Transducer type: | Condenser | |
| Operating principle: | Pressure gradient/ line transducer technique | |
| Frequency response: | 50-18,000 Hz | |
| Polar pattern: | Hypercardioid/Lobe | |
| Sensitivity (0 dBV $\hat{=}$ 1V/Pa): | 4.2 mV/Pa $\hat{=}$ -47 dBV | |
| Source impedance: | 190 ohms | |
| Minimum load impedance: | 1000 ohms | |
| Max. SPL at 1 kHz for THD < 1%: | 138 dB | |
| Noise voltage (DIN 45405): | 3,8 μ Vp | |
| S/N ratio according to DIN 45590 (ref. level 1 Pa): | 61 dB | |
| Equivalent noise level, "A" weighted: | 25 dB | |
| Supply voltage: | 8-48 V DC phantom | 8-48 V or 1.5 V battery (switchable) |
| Current consumption: | 2.7 ... 3.2 mA (12 ... 48 V) | 2.7 ... 3.2 mA (12 ... 48 V) 20 mA (1.5 V) |
| Case: | Aluminium | |
| Case finish: | Non-reflective Nextel™ | |
| Male connector: | Neutrik 3 pin | |
| Dimensions: | | |
| Length: | 253 mm | 310 mm |
| Diameter: | 24/21 mm | 25/21 mm |
| Weight: | 92 grams | 130 grams |

WIRING DIAGRAM



Positive pressure produces positive voltage on red cable lead (+)

FURNISHED ACCESSORIES

| | |
|---------------------|--|
| Carrying case: | Black zipper bag |
| Elastic suspension: | EA 86 (with model MCE86 N (C) .01 resp. MCE 86 N (C) S .01) EA 19/25 + MKV 11 (with model MCE 86 N (C) resp. MCE 86 N (C) S). |



EA 19/25 + MKV 11



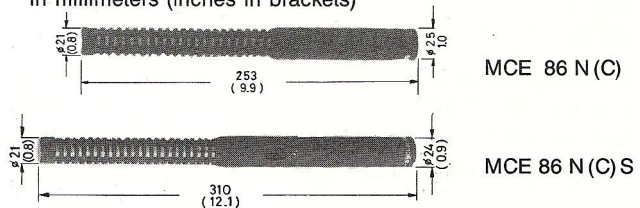
EA 86

OPTIONAL ACCESSORIES

| | |
|---------------|--|
| Cable: | MVK C-C/20 black 20 ft. two conductor spiral shield synthetic rubber jacketed with black Neutrik 3 pin female XLR connector on mic end and black Neutrik 3 pin male XLR connector on equipment end. MVK C-C also available in 25 and 50 ft. lengths and with 1/4" two-conductor plug at equipment end. |
| Windscreen: | WS 716 |
| Mic clip: | MKV 8 |
| Power supply: | MSB 9 N (C) MSB 48 N (C) MSG 248 N (C) |
| Battery type: | 1.5 V Mignon (JEC LR6) (MCE 86 N (C) S only) |

DIMENSIONS

in millimeters (inches in brackets)



ARCHITECTS' AND ENGINEERS' SPECIFICATIONS

The microphone shall be a condenser type with a frequency range of 50 - 18,000 Hz. The unit shall have a true hypercardioid/lobe polar pattern. The microphone output shall be -47 dBV when 0 dBV $\hat{=}$ 1 V/Pa respectively 4.2 mV/Pa. The microphone shall have a signal-to-noise ratio of 61 dB. Noise voltage shall be 3.8 μ Vp and the equivalent "A" - weighted noise level shall be appr. 25 dB. Electrical impedance shall be 190 ohms. The case shall be made of aluminium with a dark grey Nextel™ finish. The dimensions shall be either 9.9 in. (253 mm) overall length and 0.9/0.8 in. (24/21 mm) or 1.0/0.8 in. (25/21 mm) in diameter. The microphone shall be available with a Neutrik 3 pin male connector or equivalent. The unit shall be working on any phantom power source of 8-48 volts. A version of this microphone shall be available with an internal battery source of 1.5 V, switchable to any phantom power source of 8-48 V. The beyerdynamic MCE 86 is specified.

Subject to change without notice.

beyerdynamic, Inc.
5-05 Burns Avenue, Hicksville, NY 11801, USA
Tel.: (516) 935-8000, Fax (516) 935-8018

beyerdynamic (GB) Ltd.
Cliffe Industrial Estate, Lewes, Sussex BN8 6JL, England
Tel.: (273) 47 94 11, Fax (273) 47 18 25