

Omnidirectional Moving Coil Microphone

DESCRIPTION

The M 58 is a high output dynamic moving coil microphone with a very durable design. Its omnidirectional polar pattern captures the full natural ambience of the acoustic environment, while accurately reproducing the source.

A sophisticated internal shock mount system dramatically reduces handheld or stand borne noise and vibration. The microphone's frequency range has a subtle upper frequency rise which enhances vocal and speech clarity. Yet the M 58's smooth, natural response makes it less susceptible to feedback than many cardioid designs.

FEATURES

- High output moving coil transducer
- Internal shockmount reduces handling noise and vibration
- Extended frequency response with rising highend for maximum intelligibility
- Rugged construction
- Non reflective finish
- Weight balanced, slim profile design looks great on camera

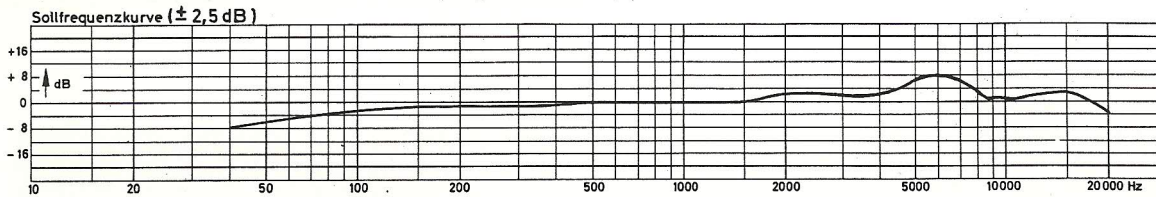
APPLICATIONS

The M 58 has been specifically designed to satisfy the demands of electronic news gathering (ENG) and electronic field production (EFP) applications.

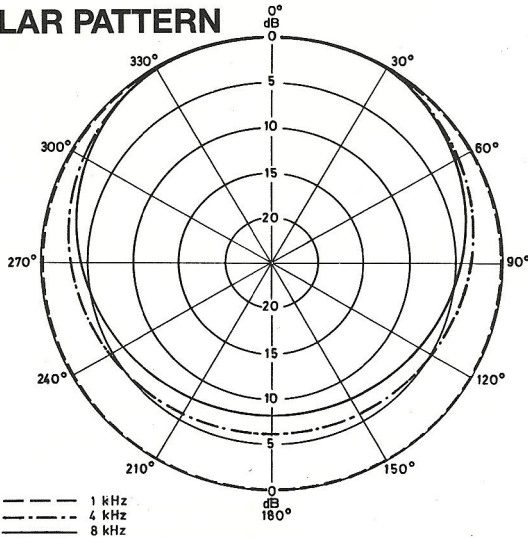
Its sophisticated internal shockmount dramatically reduces undesirable handling noise, while the microphone's frequency response has been tailored to provide broadcasters with a very accurate and intelligible signal.

The M 58's weight-balanced design provides electronic news journalists with a high degree of comfort during lengthy interviews, while its rugged construction enables the microphone to withstand the physical and environmental punishment typically encountered during field production operations. The M 58's slim profile and non-glare finish provide a minimal on camera appearance.

FREQUENCY RESPONSE CURVE (± 2.5 dB)



POLAR PATTERN

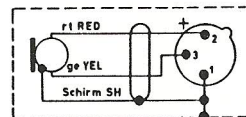


This polar pattern and frequency response curve correspond to typical machine run specifications from a standard M 58.

SPECIFICATIONS

Transducer type:	Dynamic moving coil
Operating principle:	Pressure transducer
Frequency response:	40 – 20.000 Hz
Polar pattern:	Omnidirectional
Open circuit voltage at 1 kHz:	1.3 mV/Pa
Output level:	-57 dBm (0 dBm \triangleq 1 mW/Pa)
EIA sensitivity rating:	-149 dBm (0 dBm \triangleq 1 mW/2 x 10 ⁻⁵ Pa)
Nominal output impedance:	200 ohms
Load impedance:	\geq 200 ohms
Diaphragm:	Makrofol
Case:	Aluminum
Case finish:	Dark gray Nextel™
Male connector:	Neutrik 3 pin
Net weight (less cable):	256 grams

WIRING DIAGRAM



Positive pressure produces positive voltage on red cable lead (+)

FURNISHED ACCESSORIES

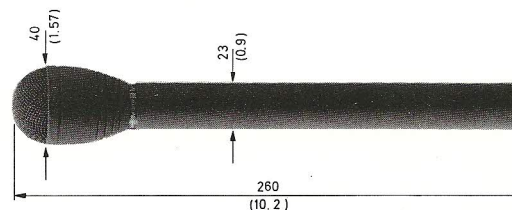
- Carrying case: Black zipper bag
- Wind screen: WS 58

OPTIONAL ACCESSORIES

- Cable: MVK C-C/20 black 20 ft. two-conductor spiral shield synthetic rubber jacketed with black Neutrik 3 pin female XLR connector on mic end and black Neutrik 3 pin male XLR connector on equipment end. MVK C-C also available in 25 and 50 ft. lengths and with 1/4" two-conductor plug at equipment end
- Mic clip: MKV 6 quick release
MKV 8

DIMENSIONS

In millimeters (inches in brackets)



ARCHITECTS' AND ENGINEERS' SPECIFICATIONS

The microphone shall be a moving coil dynamic type with a frequency range of 40 – 20.000 Hz. The unit shall have an omnidirectional polar characteristic. The microphone output shall be -57 dB when 0 dBm \triangleq 1 mW/Pa respectively 1.3 mV/Pa. EIA sensitivity at 1,000 Hz shall be -149 dBm. Electrical impedance shall be 200 ohms. The case shall be made of aluminum, finished in non-reflective dark gray with a mesh top. The dimensions shall be: 10.2 in. (260 mm) overall length and diameter of 0.9 in. (23 mm), resp. 1.57 in. (40 mm) for the head. The microphone shall be available with a Neutrik 3 pin male connector or equivalent. The beyerdynamic model M 58 is specified.

Subject to change without notice.

<p>beyerdynamic, Inc. 5-05 Burns Avenue, Hicksville, NY 11801, USA Tel.: (516) 935-8000, Fax (516) 935-8018</p>	<p>beyerdynamic (GB) Ltd. Cliffe Industrial Estate, Lewes, Sussex BN8 6JL, England Tel.: (273) 47 94 11, Fax (273) 47 18 25</p>
---	---