

STUDIO CONDENSER MICROPHONES MCM System

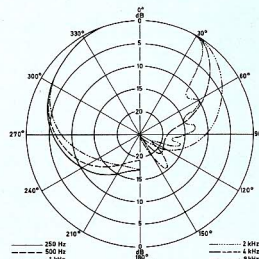

CK 706

MC 716 (CK 706 + CV 710)

MC 726 (CK 706 + CV 720)



Studio-quality directional condenser microphone. Cardioid/lobe directional pattern. Short shotgun microphone. Cardioid directional pattern for frequencies below 2000 Hz, lobe directional pattern for higher frequencies. As a result, disturbing sounds will be effectively masked also in the case of larger pickup distances. For short pickup distances the directional waveguide coupler prevents the close-talking effect normally occurring with directional microphones. Suited for soloist performances as well as for OB pickup. In the latter-case we recommend the use of a windscreen. (WS 716 or KWS 726)



Technical specifications

Transducer type:	Condenser
Frequency response:	40 - 20 000 Hz
Polar pattern:	Cardioid/Lobe
Attenuation at 180°, 1 kHz:	> 20 dB
Open circuit voltage at 1 kHz:	10 mV/Pa
Output level:	- 39 dB (0 dB \triangleq 1 mW/Pa)
EIA G_m output:	- 132 dB (0 dB \triangleq 1 mW/2 · 10 ⁻⁵ Pa)
Nominal output impedance:	200 Ω
Load impedance:	\geq 1000 Ω

	MC 716	MC 726
Max. SPL for 0.5% THD:	120 dB	120 dB
with pre-attenuation:	130 dB	130 dB
Weighted noise voltage:	3.6 μ V	2.96 μ V
Signal-to-noise ratio:	69 dB	71 dB
"A" weighted equivalent SPL:	18 dB	16 dB
Temperature range:	-10°C ... +70°C	

Dimensions


Length:	284 mm
Shaft diameter:	19.2 mm
Head diameter:	19.6 mm
Head length:	164 mm
Weight:	approx. 185 g

design
center
Stuttgart

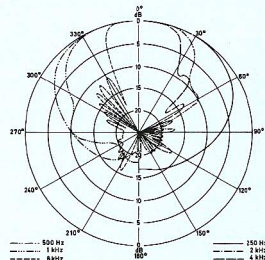
CK 707

MC 717 (CK 707 + CV 710)

MC 727 (CK 707 + CV 720)



Studio-quality directional condenser microphone. Lobe characteristic. Long shotgun microphone for extended pickup distance. Ambient noise is better masked by its lobe characteristic than is the case for other microphones. This is why it is preferably used in applications such as film and television productions where the microphone is not wanted in the picture. For recordings on location or fast movement of the microphone we recommend the use of a windscreen. (WS 717 or KWS 727)



Technical specifications

Transducer type:	Condenser
Frequency response:	40 - 20 000 Hz
Polar pattern:	Lobe
Attenuation at 180°, 1 kHz:	> 20 dB
Open circuit voltage at 1 kHz:	10 mV/Pa
Output level:	- 39 dB (0 dB \triangleq 1 mW/Pa)
EIA G_m output:	- 132 dB (0 dB \triangleq 1 mW/2 · 10 ⁻⁵ Pa)
Nominal output impedance:	200 Ω
Load impedance:	\geq 1000 Ω

	MC 717	MC 727
Max. SPL for 0.5% THD:	120 dB	120 dB
with pre-attenuation:	130 dB	130 dB
Weighted noise voltage:	3.6 μ V	2.96 μ V
Signal-to-noise ratio:	69 dB	71 dB
"A" weighted equivalent SPL:	18 dB	16 dB
Temperature range:	-10°C ... +70°C	


Dimensions

Length:	554 mm
Shaft diameter:	19.2 mm
Head diameter:	19.6 mm
Head length:	434 mm
Weight:	approx. 340 g

design
center
Stuttgart

STUDIO CONDENSER MICROPHONES MCM System

AV 750 CV 750



For special fields of application we recommend the remotely installable amplifier module **CV 750 N (C)**. In this case the capsules CK 701 – CK 708 are converted by means of the active adapter **AV 750** to a low-impedance unit which can be connected to the amplifier module via a cable **MVK 750** of basically any length. The amplifier module CV 750 features an XLR connector and can be interfaced to any 48 V phantom power source in the usual manner. In this way it is possible, for example, to inconspicuously arrange microphone heads in stage sceneries. As is the case for amplifier handles CV 710 and CV 720, the amplifier module has a built-in 10 dB attenuator plus a permanently installed footfall sound filter. Frequencies below 200 Hz can be further lowered by 6 dB/octave with a switch-controlled filter.

Technical specifications

Amplifier module CV 750 N (C)

Supply voltage:	48 ± 4 V (Phantom)
Current consumption:	0.6 mA
Voltage gain:	1.12
with 10 dB attenuation:	0.35
Frequency response:	40 - 20 000 Hz ± 0.5 dB
Nominal impedance:	150 Ω
Rated load impedance:	1 000 Ω
Max. output voltage at f = 1 kHz, R _L = 1k Ω and THD ≤ 0.5%:	900 mV
Noise voltage (weighted):	3.2 μVs
Phase shift between input and output:	180°

Dimensions

Length:	135 mm
Diameter:	25 mm
Weight:	170 g

Adapter module AV 750

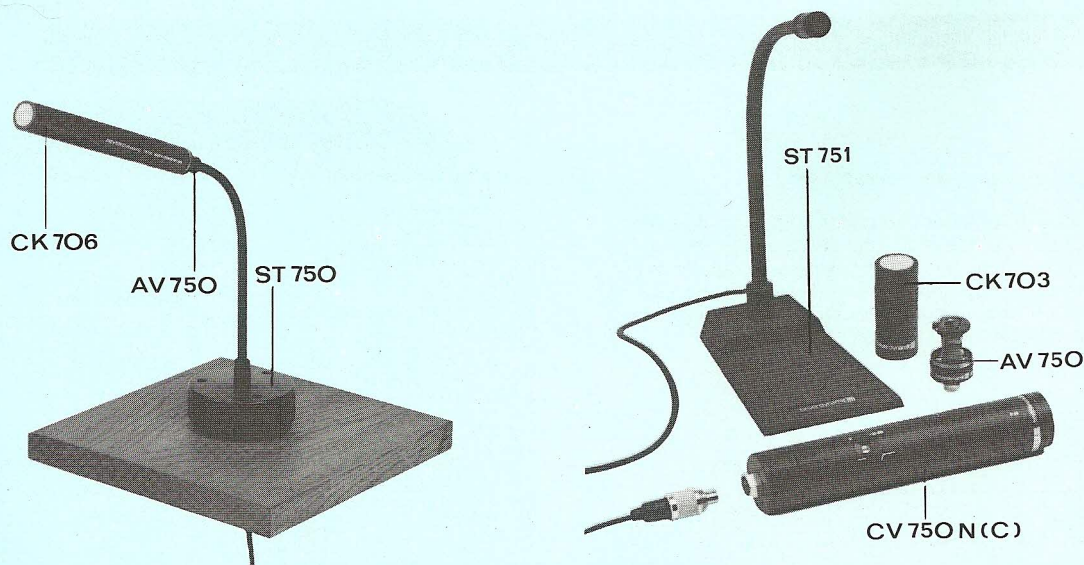
Supply voltage:	from +10 V to +45 V (on pin 1)
Current feed:	0.65 mA
Voltage gain:	0.85
Frequency response:	40 - 20 000 Hz ± 0.5 dB
Nominal impedance:	1kΩ
Rated load impedance:	≥ 100 kΩ
Max. output voltage at f = 1 kHz, R _L = 100 kΩ and THD = 0.5%:	3 V
Noise voltage (weighted):	3.8 μVs
Phase shift between input and output:	0°
Amplifier output:	asymmetrical (2: ground, 3: AF)

Dimensions

Length:	32 mm
Diameter:	19 mm
Weight:	16 g

ST 750 ST 751 ST 752

The capsule modules CK 701 – CK 708 (except CK 707) together with the adapter module AV 750 can also be used with the table stands ST 750, ST 751 or ST 752 respectively. Particularly interesting for the installation on speaker's desks is the stand ST 750 which is insulated against solid-borne noise. The supporting tube, rigidly mounted on the cast-iron base, is approximately 170 mm high; the 3 m connecting cable can be run downward through the desk below where the corresponding amplifier CV 750 N (C) can be mounted. If less stringent demands are imposed with respect to the suppression of solid-borne noise, the more simple desk stand ST 751 may also be used. If different speaking angles are required, the ST 752 should be used which is identical to the model ST 751 except that the support tube can be tilted by ± 30°.

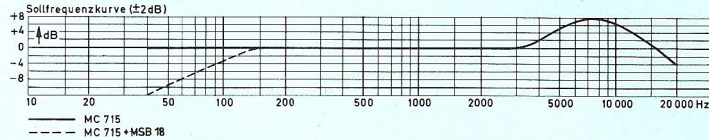


STUDIO-QUALITY CONDENSER MICROPHONES

MC 715



Clip-on condenser microphone.
High-quality clip-on condenser microphone with built-in windscreen and impedance converter for reporters, emcees and quiz masters, for presentations, lecturers, conferences and "round-table discussions". In cable bound applications the microphone is supplied from the battery power pack MSB 18.




Technical specifications

(with the MSB 18)

Frequency response:	40 - 20 000 Hz
Pickup pattern:	omnidirectional
Sensitivity:	10 mV/Pa \pm -40 dBV
Source impedance:	200 Ω
Rated load impedance:	\geq 1000 Ω
Weight:	approx. 25 g without connector

MSB 18



Battery power pack for clip-on condenser microphone MC 715 in conjunction with cable bound applications. Built-in bass roll-off-filter.

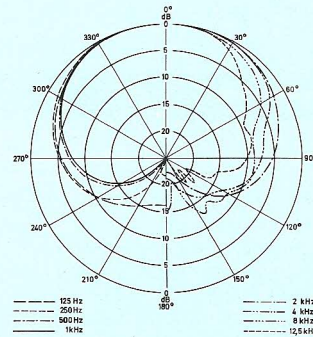

Technical specifications

Operating voltage:	18 V \approx
Batteries:	2 x 9 V (IEC 6 F 22)
Operating time:	approx. 150 h
Supply voltage:	18 V \approx
Feed current:	0.7 mA
Source impedance:	200 Ω
Rated load impedance:	\geq 1000 Ω
Voltage gain:	approx. 6 dB
Dimensions:	65 x 81 x 26 mm
Weight:	approx. 180 g

Models

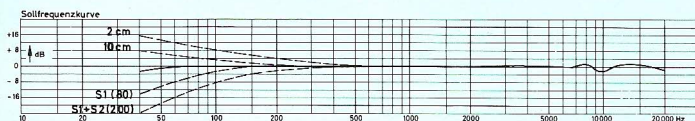
MSB 18 N
MSB 18 N (C)

MC 734 N (C) P 48



Soloist's condenser microphone.
Cardioid characteristic.

Typical soloist's microphone with unusually flat frequency response curve. Extremely low feedback. Highly effective suppression of pop and hiss noise. Not sensitive to hand-held noise. The low frequency response can be changed through a built-in, switch-controlled three-stage filter. Additional footfall sound filter built in. Rugged design. Wide dynamic range.
For 48 V phantom powering.



Technical specifications

Supply voltage:	48 \pm 4 V
Current consumption:	approx. 0.5 mA
Frequency response:	20 - 20 000 Hz
Polar pattern:	cardioid
Sensitivity:	5 mV/Pa \pm -46 dBV
Source impedance:	150 Ω
Minimum load impedance:	\geq 1000 Ω
Max. SPL for 0.5% THD at 1 kHz:	138 dB
Noise voltage: (DIN 45 405)	1.7 μ Vs
S/N ratio according to DIN 45 590 (ref. level 1 Pa):	69 dB
A-weighted equivalent noise level due to inherent noise (JEC 179):	approx. 18 dB

Dimensions

Length:	175 mm
Shaft diameter:	25 mm
Head diameter:	45 mm
Head length:	80 mm
Weight:	270 g

STUDIO-QUALITY CONDENSER MICROPHONES

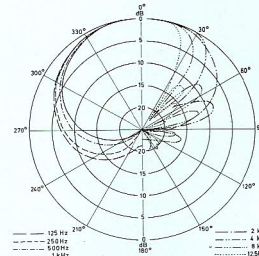

MC 736 N (C) P 48

MC 736 N (C) PV



Studio-quality directional condenser microphone. Cardioid/lobe characteristic. Short shotgun microphone. Particularly designed to satisfy the requirements of field pickups. Effective masking of noise. Cardioid directional pattern below 2000 Hz. Exceptionally high sensitivity. Unusually large signal-to-noise ratio. Built-in, switch-controlled frequency response filter for lowering bass frequencies. For 48 V phantom powering.

MC 736 N (C) PV: Direct connection to all phantom power sources between 12 V and 48 V. Lightweight aluminum housing, hence particularly well suited for OB (outside broadcast) and film sound recordings.



Technical specifications

Type:	MC 736 N (C) P 48	MC 736 N (C) PV
Supply voltage:	48 ± 4 V	12 V - 48 V
Current consumption:	1.4 mA	6.5 mA
Frequency response:	40 - 20 000 Hz	40 - 20 000 Hz
Pickup pattern:	cardioid/lobe	cardioid/lobe
Sensitivity:	30 mV/Pa ± -30 dBV	25 mV/Pa ± -33 dBV
Source impedance:	150 Ω	150 Ω
Minimum load impedance:	≥ 1000 Ω	≥ 1000 Ω
Max. SPL for 0.5% THD at 1 kHz:	123 dB	122 dB
with preattenuation:	135 dB	128 dB
Noise voltage (DIN 45 405):	6.0 μVs	4.5 μVs
S/N ratio according to DIN 45 590 (ref. level 1 Pa):	approx. 74 dB	approx. 74 dB
Equivalent noise level, A-weighted:	approx. 13 dB	approx. 13 dB

Dimensions

Length:	294 mm	294 mm
Diameter:	21 mm	21 mm
Weight:	240 g	195 g

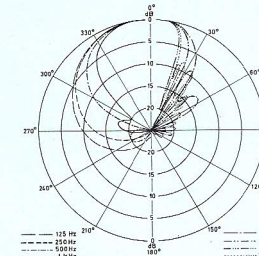

MC 737 N (C) P 48

MC 737 N (C) PV



Studio-quality directional condenser microphone. Lobe characteristic. Long shotgun microphone. Particularly rugged housing design. Exceptionally high sensitivity ensures ready connectability to all common OB tape recorders. Exceptionally large signal-to-noise ratio. Built-in, switch-controlled frequency response filter for lowering bass frequencies. For 48 V phantom powering.

MC 737 N (C) PV: Direct connection to all phantom power sources between 12 V and 48 V possible. Weight reduced by aluminum housing.



Technical specifications

Type:	MC 737 N (C) P 48	MC 737 N (C) PV
Supply voltage:	48 ± 4 V	12 V - 48 V
Current consumption:	1.4 mA	6.5 mA
Frequency response:	40 - 20 000 Hz	40 - 20 000 Hz
Polar pattern:	lobe	lobe
Sensitivity:	30 mV/Pa ± -30 dBV	25 mV/Pa ± -33 dBV
Source impedance:	150 Ω	150 Ω
Minimum load impedance:	≥ 1000 Ω	≥ 1000 Ω
Max. SPL for 0.5% THD at 1 kHz:	123 dB	122 dB
with preattenuation:	135 dB	128 dB
Noise voltage (DIN 45 405):	6.0 μVs	4.5 μVs
Signal to noise ratio: according to DIN 45 590 (ref. level 1 Pa):	approx. 74 dB	approx. 74 dB
Equivalent noise level, A-weighted:	approx. 13 dB	approx. 13 dB

Dimensions

Length:	564 mm	564 mm
Diameter:	21 mm	21 mm
Weight:	440 g	250 g

STUDIO-QUALITY CONDENSER MICROPHONES

MC 740 N (C) P 48



Studio-quality condenser microphone with frequency-independent, switch-selectable directional pattern: omnidirectional, wide cardioid, cardioid, hypercardioid, bidirectional. Uniform frequency response independent of polar pattern. For 48 V phantom powering. Switch-controlled preattenuation of 10 dB for high sound pressure levels. Available not only in the standard version with 3-pin XLR connector but also in the special version with 5-pin XLR connector for remote control of the directional pattern from the power pack MSG 740. Supplied with microphone clamp MKV 11, 3/8" -5/8" internal thread.

Technical specifications

Supply voltage:	48 ± 4 V
Current consumption:	1.4 mA
Frequency response:	40 - 20 000 Hz
Pickup pattern:	omnidirectional, wide cardioid, cardioid, hypercardioid, bidirectional
Sensitivity:	10 mV/Pa ± -40 dBV
Source impedance:	150 Ω
Minimum load impedance:	≥ 1000 Ω
Max. SPL for 0.5% THD at 1 kHz:	134 dB
with preattenuation:	144 dB
Signal-to-noise ratio (referred to 1 Pa):	approx. 70 dB
Equivalent noise level, A-weighted:	approx. 17 dB


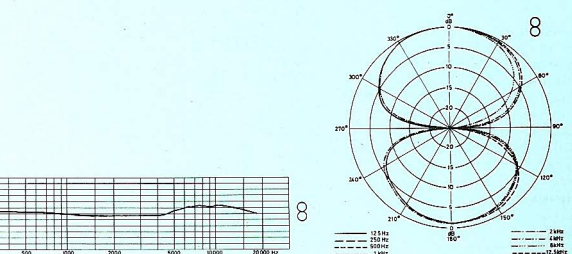

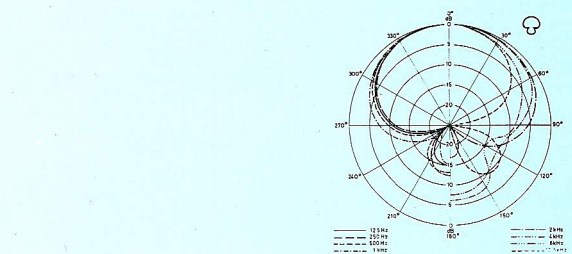

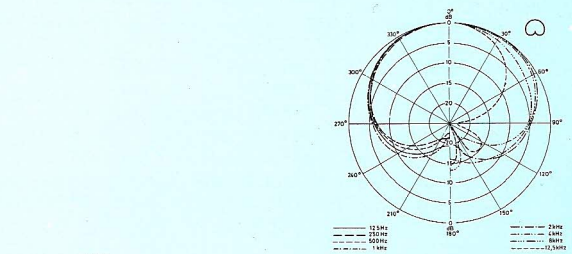

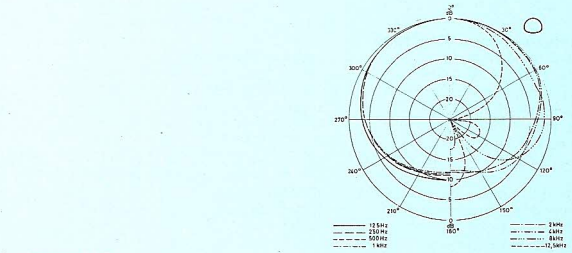
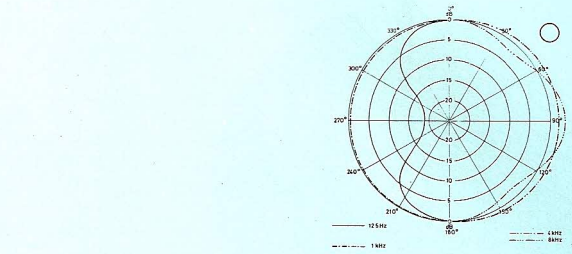
Dimensions

Length:	215 mm
Shaft diameter:	37 mm
Head dimensions:	36 x 55 mm
Weight:	approx. 390 g

Models

MC 740 N (C)
MC 740 N (C/5)

The frequency response curves and polar diagrams depend on the selector switch position for the desired directional pattern:



STUDIO-QUALITY CONDENSER MICROPHONES

MPC 40



Being integrated in the surface on which it is placed, the acoustical boundary microphone can use the phase balance of the waves which are received and reflected by the surface. This new design guarantees a clear sound reproduction and avoids that certain frequencies are not transmitted or over-emphasized. As it is independent on the distance to the sound source it can be placed anywhere in the room.

The MPC 40 has a frequency response of 25 - 20 000 Hz and a half-spherical polar pattern. As well as for stereophonic purposes this microphone is also suited for the pick-up of instruments, such as pianos, where it is fixed inside the instrument. Due to its small dimensions, it is especially qualified for this purpose. Instead of a built-in pre-amplifier, the external amplifier module CV 750 (with built-in footfall filter, switchable 10 dB attenuator and switchable roll-off filters) can be connected to the microphone. For battery operation battery power supply MES 40 VN (C). 1 is available which can also be used as adapter for the connection of any phantom power supply. The new beyerdynamic MPC 40 is an important alternative for recording studios as well as for the pick-up of instruments compared with microphones of usual designs.


Technical specifications

Operating principle:	pressure transducer
Polar pattern:	half-spherical
Frequency response:	25 - 20 000 Hz
Open circuit voltage:	approx. 14 mV/Pa
Nominal impedance:	1000 Ω
Rated load impedance:	≥ 1000 k Ω
Max. SPL at f = 1 kHz, k \leq 1%:	138 dB, when operated with CV 750 N (C) 125 dB, when operated with MES 40 VN (C).1
Signal-to-noise ratio rel. to 1 Pa:	approx. 67 dB
A-weighted equivalent SPL:	approx. 20 dB
Supply voltage:	7 - 45 V =
Current consumption:	approx. 650 μ A

Dimensions

Dimensions:	diameter 70 mm/height 10.5 mm
Weight:	approx. 85 g
Connecting plug:	Binder typ. no. 09-0075-00-03, ser. no. 711
Wiring:	Pin 1: + supply voltage Pin 2: ground Pin 3: AF

Frequency response curve with CV 750 N (C)




Technical specification

Supply voltage:	48 \pm 4 V (Phantom)
Current consumption:	0.6 mA
Voltage gain:	1.12
with 10 dB attenuation:	0.35
Frequency response:	40 - 20 000 Hz
Nominal impedance:	150 Ω
Rated load impedance:	1000 Ω
Max. output voltage at f = 1 kHz, R = 1 k Ω and THD \leq 0.5%:	900 mV
Noise voltage (weighted):	3.2 μ Vs
Phase shift between input and output:	180°

Dimensions

Dimensions:	diameter 25 mm length 135 mm
Weight:	170 g

Frequency response curve with MES 40 VN(C).1



Technical specifications

Supply voltage:	9 V battery (IEC 6 F 22) or 12 - 48 V phantom power
Current consumption:	approx. 3.5 mA, when operated with 9 V battery approx. 4.5 mA, when operated with 12 - 48 V phantom power
Voltage gain:	1
Frequency response:	20 - 20 000 Hz
Nominal impedance:	180 Ω
Rated load impedance:	1000 Ω
Max. output voltage at f = 1 kHz, R _L = 1 k Ω and THD \leq 0.5%:	500 mV
Noise voltage:	3.2 μ Vs
Phase shift between input and output:	180°

Dimensions

Dimensions:	65 x 68 x 26 mm
Weight:	approx. 100 g

